

## Logging into GCSE Pod for Students

- First time users Follow steps 1 - 7
- For those users who have already set up their account follow steps 1 - 5

Step 1 // Go to <https://members.gcsepod.com/login>

Step 2 // Click 'Sign in with Office 365'

New to GCSEPod?  
Get started

Need help?  
Forgotten my login details  
Info for Parents / Carers


### Login


Username or Email

Password

Login

Or sign in with:

 Sign in with Google

 Sign in with Office 365

Your GCSEPod account and external account must have matching email addresses

Step 3 // Again click 'Sign in with Office 365'

# Office 365 Login

Click to sign in:



Sign in with Office 365

Can't use the above button? Your school settings may not allow you to use the link above. If so, just enter your email below to log in!

Email address

Login


Step 4 // Enter your school email address, then click 'next', followed by your school password and click 'next' again.



## Sign in

21anona@uptonhigh.co.uk

[Can't access your account?](#)

[Sign in with a security key](#) 

Next

Step 5 // Select if you want to remain signed in, only select 'Yes' if only you access the computer or are logged in with your account



██████████@uptonhigh.co.uk

## Stay signed in?

Do this to reduce the number of times you are asked to sign in.

Don't show this again

No

Yes

Step 6 // You will be asked to then create a GCSE Pod account. You must fill out all the fields that say '(required)'

Use your School email address as the username, use your school password for the password, and set the hint as 'School Password', Ignore the recovery email address.

Once filled in click the blue 'Save' button at the bottom of the screen.

**Looks like you're new here!**

Please set a username and password.

You won't normally need them but it's handy to have a GCSEPod username and password in case you want to login to our site or apps manually rather than via another system's login (e.g. Office 365, Firefly etc). Plus, this can be used if you want to log into our free iPhone app!

---

**Username (required)**

**TIP - Don't just write your name as your username. Think of a username that is unique to you and that you can easily remember.**

**Password (required)**

**Confirm Password (required)**

**Password Hint (required)**

**Password Reset Email (optional)**

[What's This?](#)

Please set your subjects below. You can manage these in your account settings.

Maths (Full Course)	<input checked="" type="checkbox"/>
Achieve Maths (previously Pass4)	<input checked="" type="checkbox"/>
English Literature	<input checked="" type="checkbox"/>
English Language (Full Course)	<input checked="" type="checkbox"/>
Achieve English (previously Pass4)	<input checked="" type="checkbox"/>
Study Smart	<input checked="" type="checkbox"/>
Biology	<input checked="" type="checkbox"/>

Take a moment to check over your details, then click save to activate your account and login.

[Save](#)

Step 7 // Congratulations you are now all logged in and ready to use GCSE Pod.

Final Student Event of 2020!  
Only a few places left!  
Register now to be part of this free, online student event on the 9th December, 5pm-6pm.

Register

study/life balance and how to get the

Maths

Achieve Maths

Co-ordinated Sciences

Geography

Biology

Chemistry

Computer Science

French

GCSEPod

Welcome to GCSEPod

Hundreds of thousands of students just like you use GCSEPod every day.

If you like Spotify, YouTube or Netflix, you're going to love GCSEPod! Click 'Play Demo' below to check out one of our videos, which we call 'Pods'.

Used GCSEPod before? We've automatically transferred all of your playlists, assignments etc., from our legacy site, so you have everything you need!

Not all plays were published (and he was done)

The best today is not made for us like we're a over 400 years ago

Plus, when written very quickly

After being performed up to a dozen times, they were dropped

Insert your proper formulae and the original (which is also never checked for) and scans

Play Demo

Simplifying  
Solve:  $\frac{1}{2} + \frac{1}{3} = \frac{5}{6}$

Take the brackets  
Combine the fractions

Creative iMedia

8

Cre  
iMe

After completing the instructions above you can login to GCSE Pod by following Steps 1 - 5 above.